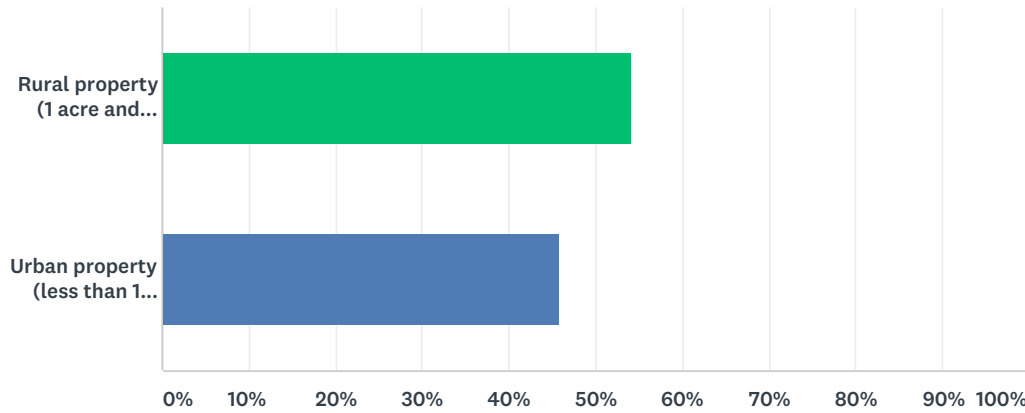


# Appendix G: Community consultation survey 2 (open internet survey)

## Q1 What type of property do you live on? (select one)

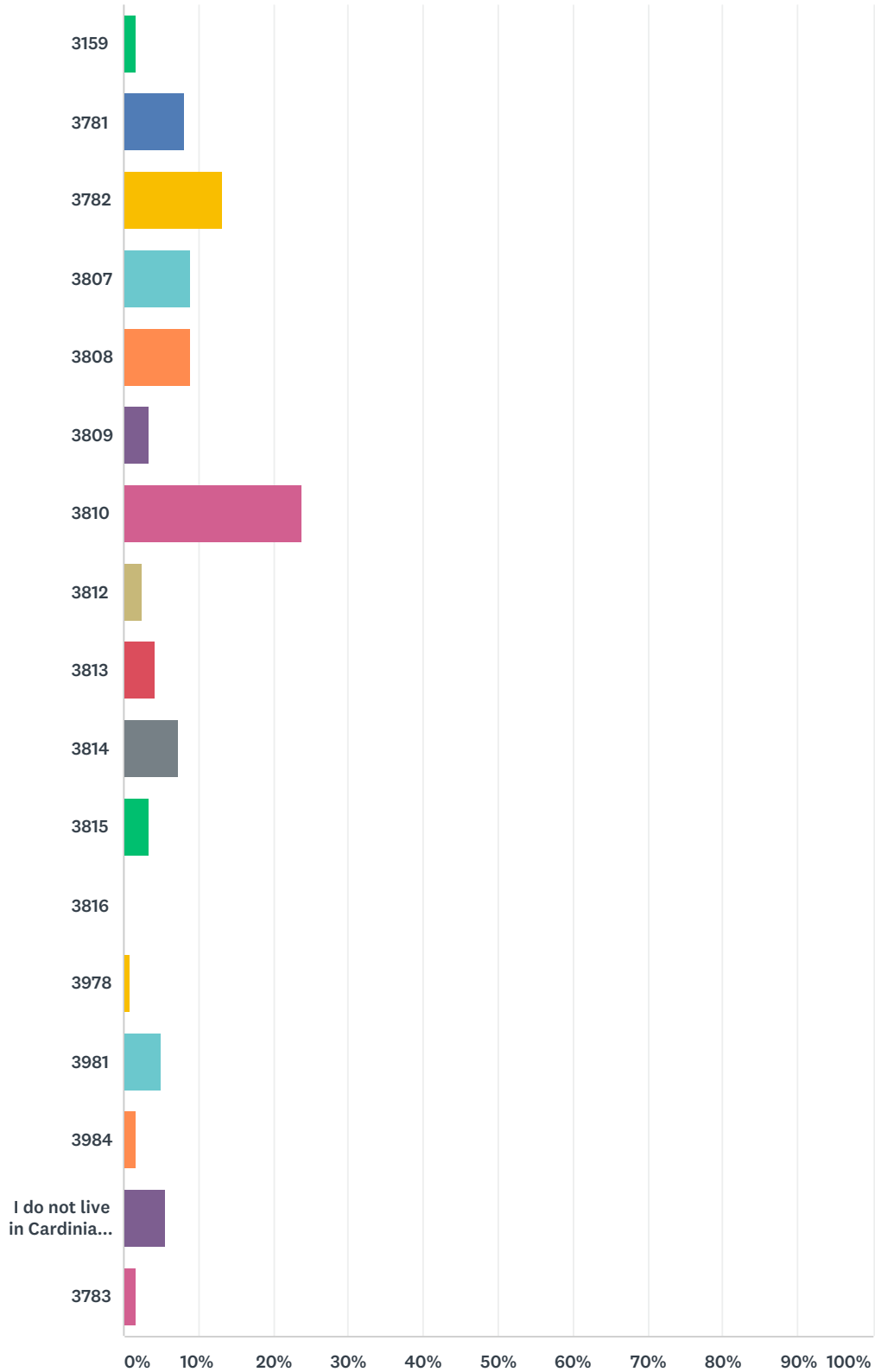
Answered: 122 Skipped: 0



ANSWER CHOICES	RESPONSES	
Rural property (1 acre and above)	54.10%	66
Urban property (less than 1 acre)	45.90%	56
TOTAL		122

## Q2 What is your postcode?

Answered: 122 Skipped: 0

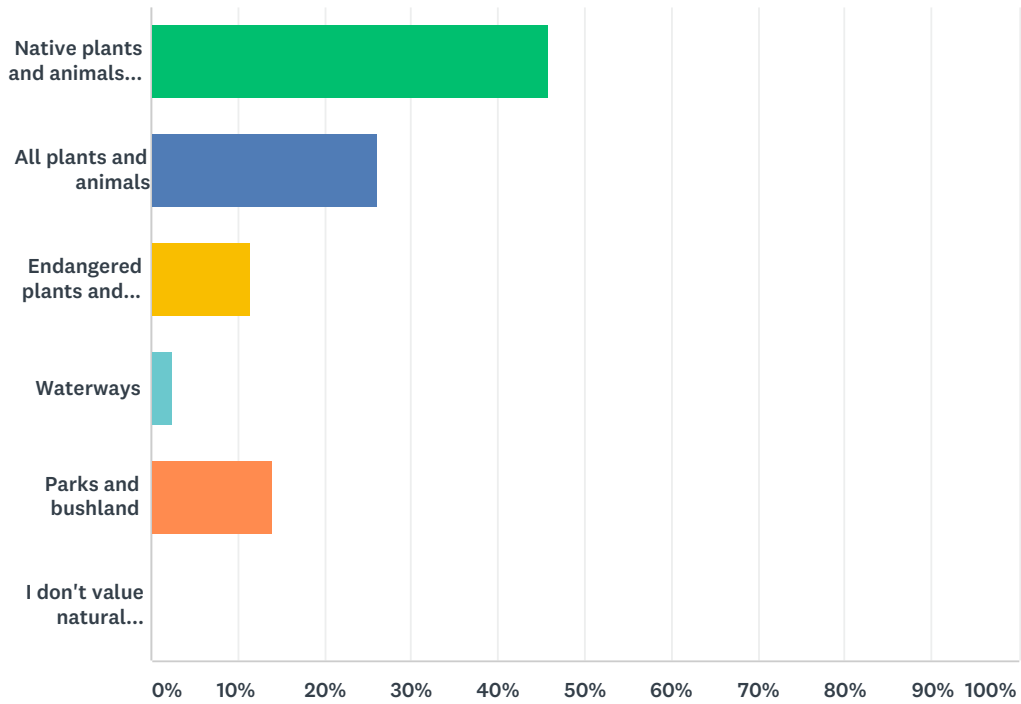


## Biodiversity and weed questionnaire

3159	1.64%	2
3781	8.20%	10
3782	13.11%	16
3807	9.02%	11
3808	9.02%	11
3809	3.28%	4
3810	23.77%	29
3812	2.46%	3
3813	4.10%	5
3814	7.38%	9
3815	3.28%	4
3816	0.00%	0
3978	0.82%	1
3981	4.92%	6
3984	1.64%	2
I do not live in Cardinia Shire	5.74%	7
3783	1.64%	2
<b>TOTAL</b>		<b>122</b>

### Q3 What do you most value in the natural environment? (select one)

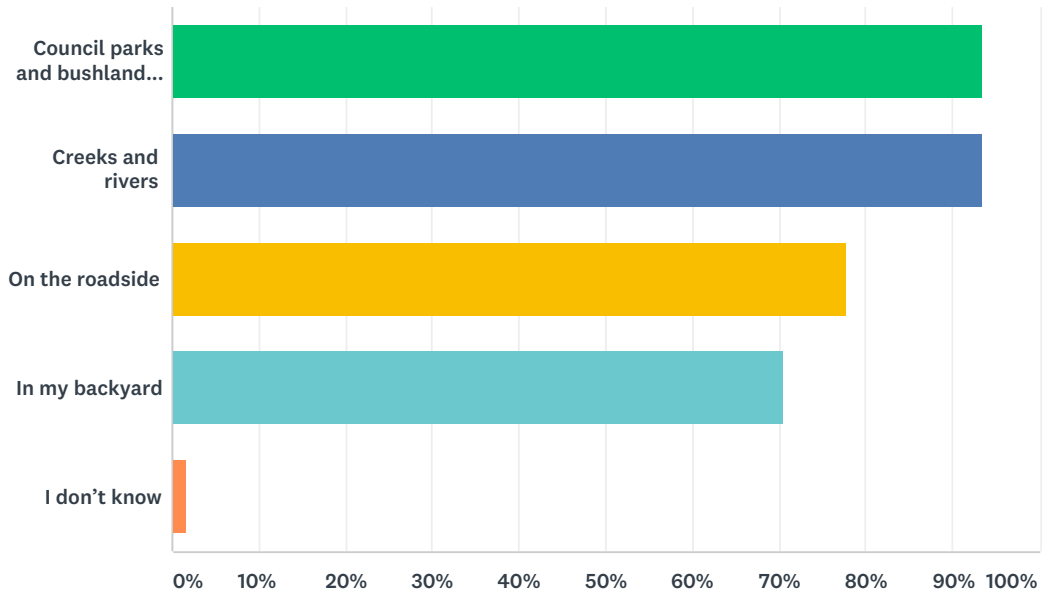
Answered: 122 Skipped: 0



ANSWER CHOICES	RESPONSES	
Native plants and animals only	45.90%	56
All plants and animals	26.23%	32
Endangered plants and animals	11.48%	14
Waterways	2.46%	3
Parks and bushland	13.93%	17
I don't value natural environment	0.00%	0
<b>TOTAL</b>		<b>122</b>

## Q4 Where do you think the natural environment exists in our shire? (select all that apply)

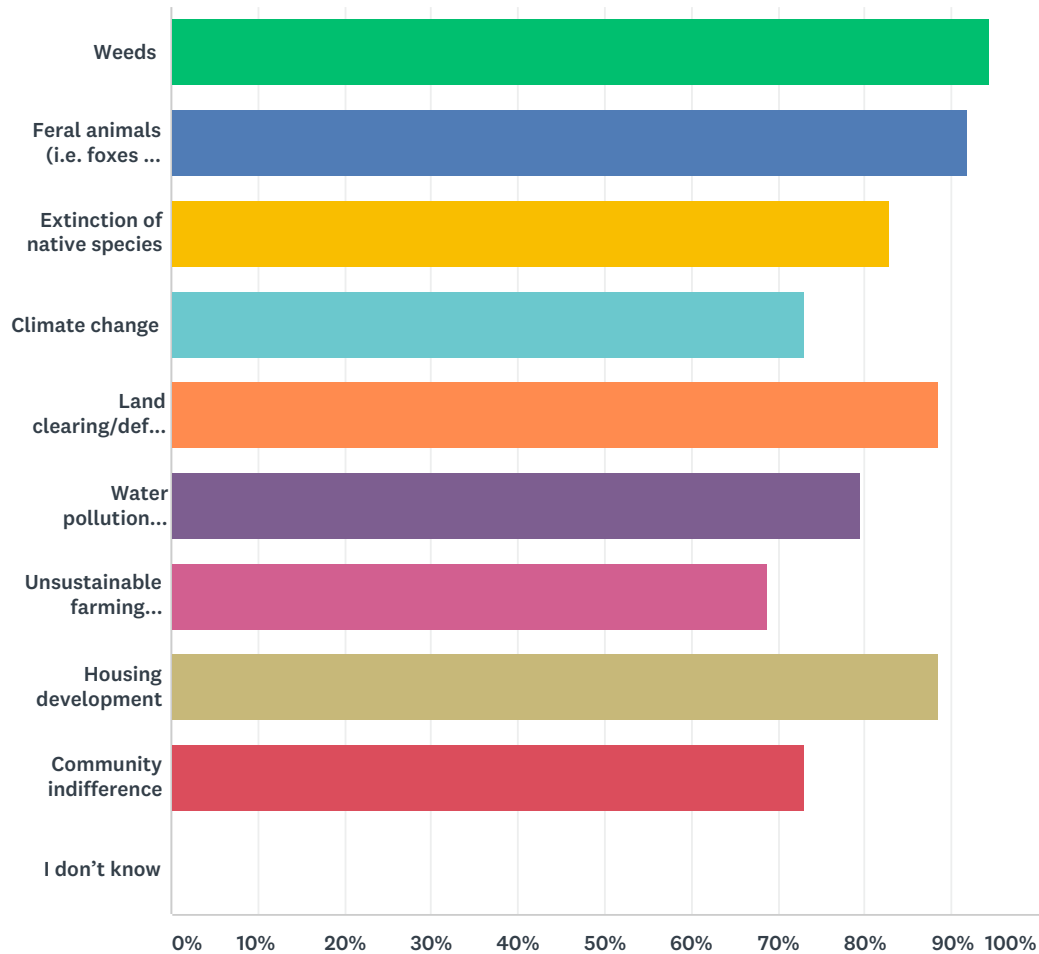
Answered: 122 Skipped: 0



ANSWER CHOICES	RESPONSES	
Council parks and bushland reserves	93.44%	114
Creeks and rivers	93.44%	114
On the roadside	77.87%	95
In my backyard	70.49%	86
I don't know	1.64%	2
Total Respondents: 122		

## Q5 Which of the following do you think might threaten our natural environment? (select all that apply)

Answered: 122 Skipped: 0



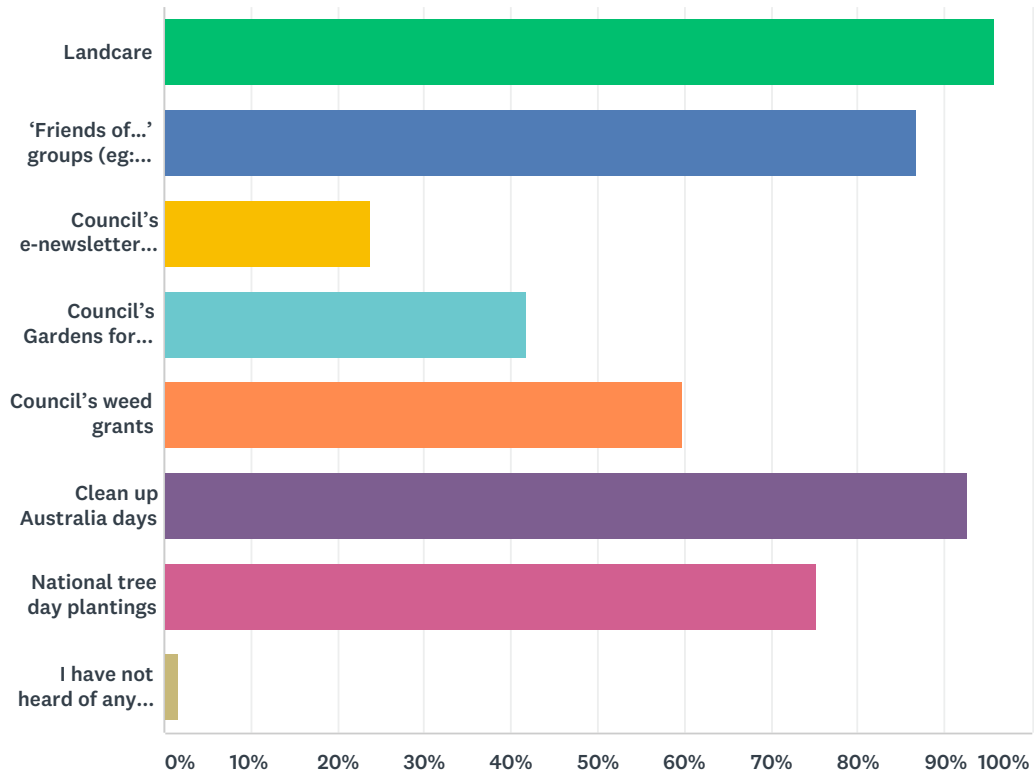
ANSWER CHOICES	RESPONSES	
Weeds	94.26%	115
Feral animals (i.e. foxes and rabbits)	91.80%	112
Extinction of native species	82.79%	101
Climate change	72.95%	89
Land clearing/deforestation	88.52%	108
Water pollution (creeks and rivers)	79.51%	97
Unsustainable farming practices	68.85%	84
Housing development	88.52%	108
Community indifference	72.95%	89
I don't know	0.00%	0

# Biodiversity and weed questionnaire

Total Respondents: 122

## Q6 Which of the following programs or groups have you heard of? (select all that apply)

Answered: 122 Skipped: 0



ANSWER CHOICES	RESPONSES	
Landcare	95.90%	117
'Friends of...' groups (eg: Friends of Mt Cannibal)	86.89%	106
Council's e-newsletter Down to Earth	23.77%	29
Council's Gardens for Wildlife program for private properties	41.80%	51
Council's weed grants	59.84%	73
Clean up Australia days	92.62%	113
National tree day plantings	75.41%	92
I have not heard of any of these	1.64%	2
Total Respondents: 122		

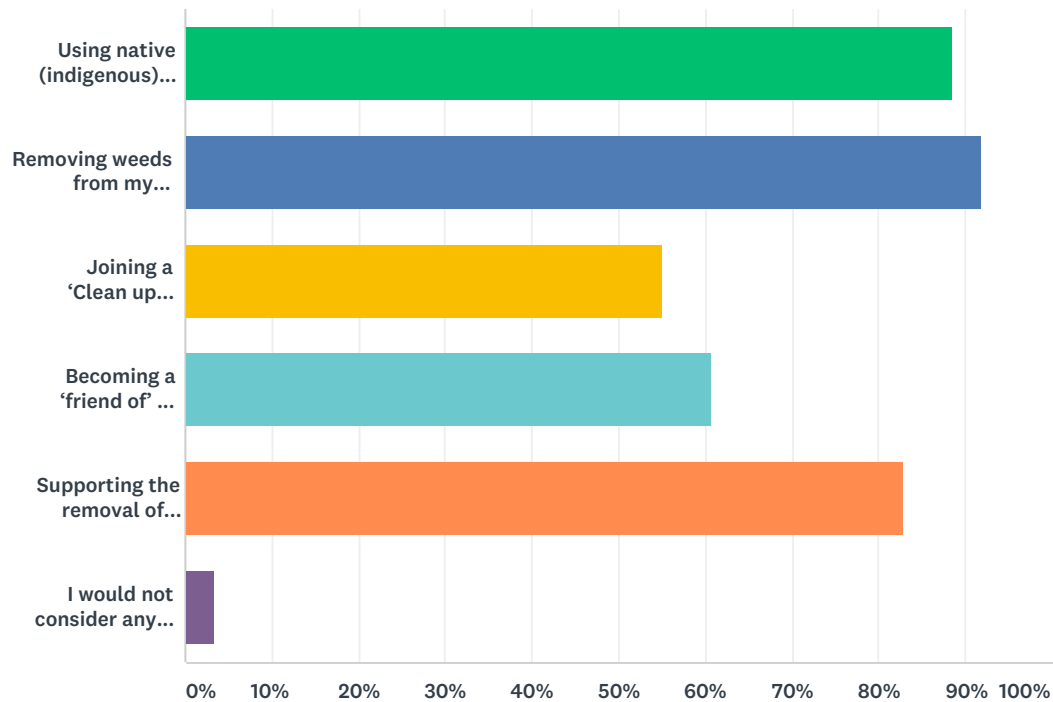


**Q7 Do you have any suggestions on how Council can improve these programs?**

Answered: 122 Skipped: 0

## Q8 Which of the following would you consider doing to support our natural environment? (select all that apply)

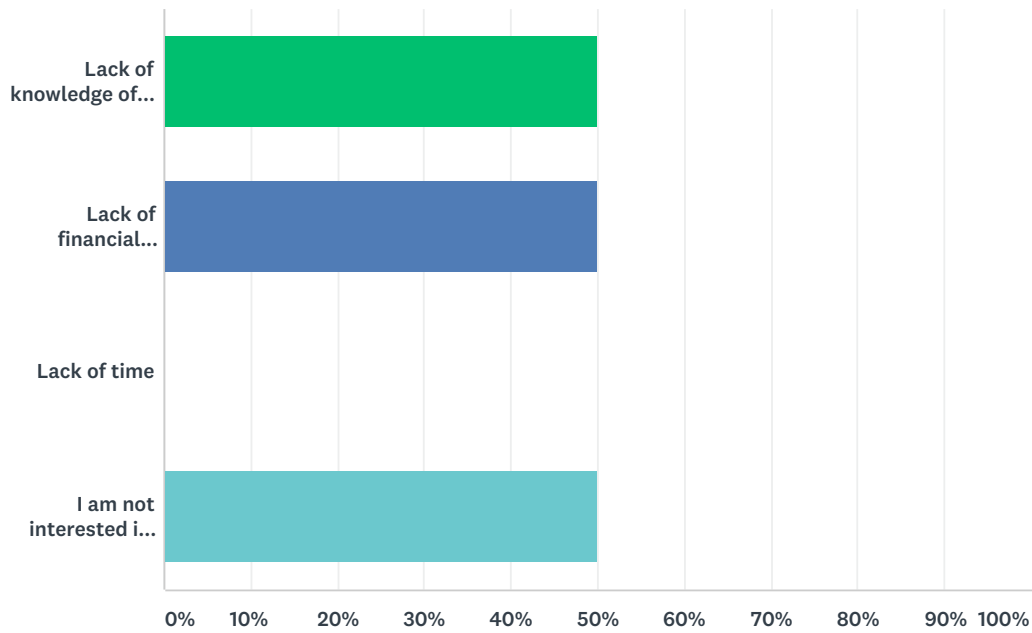
Answered: 122 Skipped: 0



ANSWER CHOICES	RESPONSES	
Using native (indigenous) plants in my garden	88.52%	108
Removing weeds from my property	91.80%	112
Joining a 'Clean up Australia' day	54.92%	67
Becoming a 'friend of' my local park/reserve	60.66%	74
Supporting the removal of feral animals	82.79%	101
I would not consider any of these	3.28%	4
Total Respondents: 122		

### Q9 Please indicate why you would not consider any of the above (select all that apply)

Answered: 2 Skipped: 120



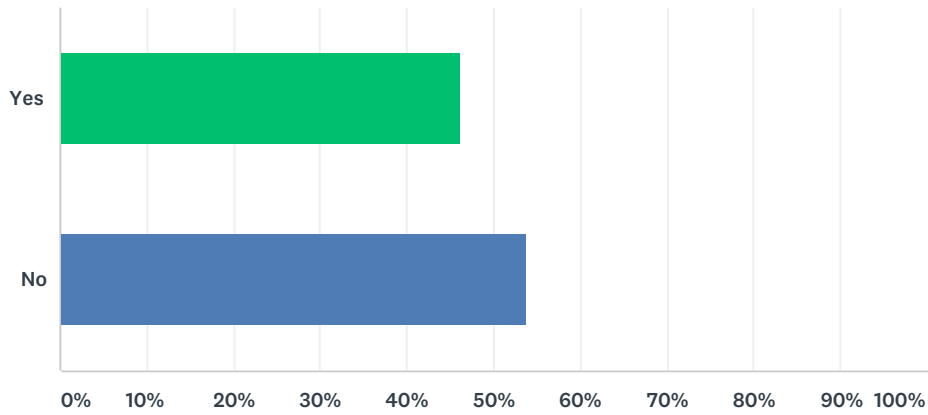
ANSWER CHOICES	RESPONSES	
Lack of knowledge of how I can support our natural environment at home	50.00%	1
Lack of financial resources	50.00%	1
Lack of time	0.00%	0
I am not interested in supporting our natural environment at home	50.00%	1
Total Respondents: 2		

**Q10 Do you have any suggestions for new biodiversity conservation programs?**

Answered: 119 Skipped: 3

# Q11 Citizen Science is an initiative where the general public can assist in collecting valuable environmental data. Have you heard about Citizen Science projects?

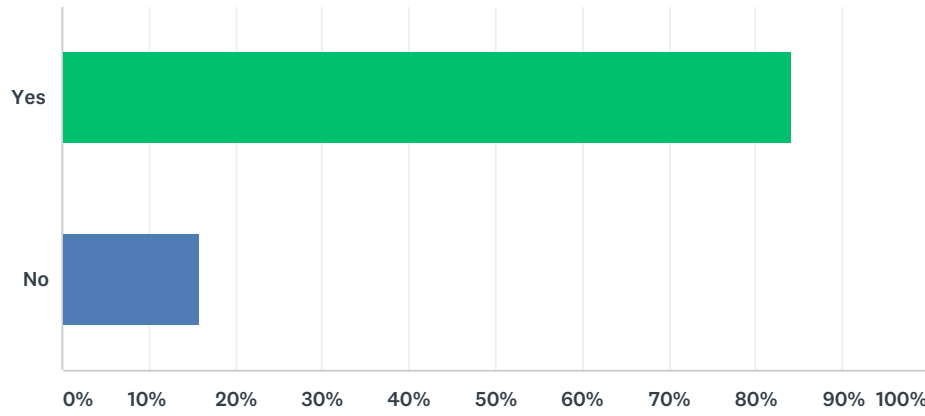
Answered: 119 Skipped: 3



ANSWER CHOICES	RESPONSES	
Yes	46.22%	55
No	53.78%	64
TOTAL		119

# Q12 Would you consider participating in a Council citizen science program?

Answered: 119 Skipped: 3

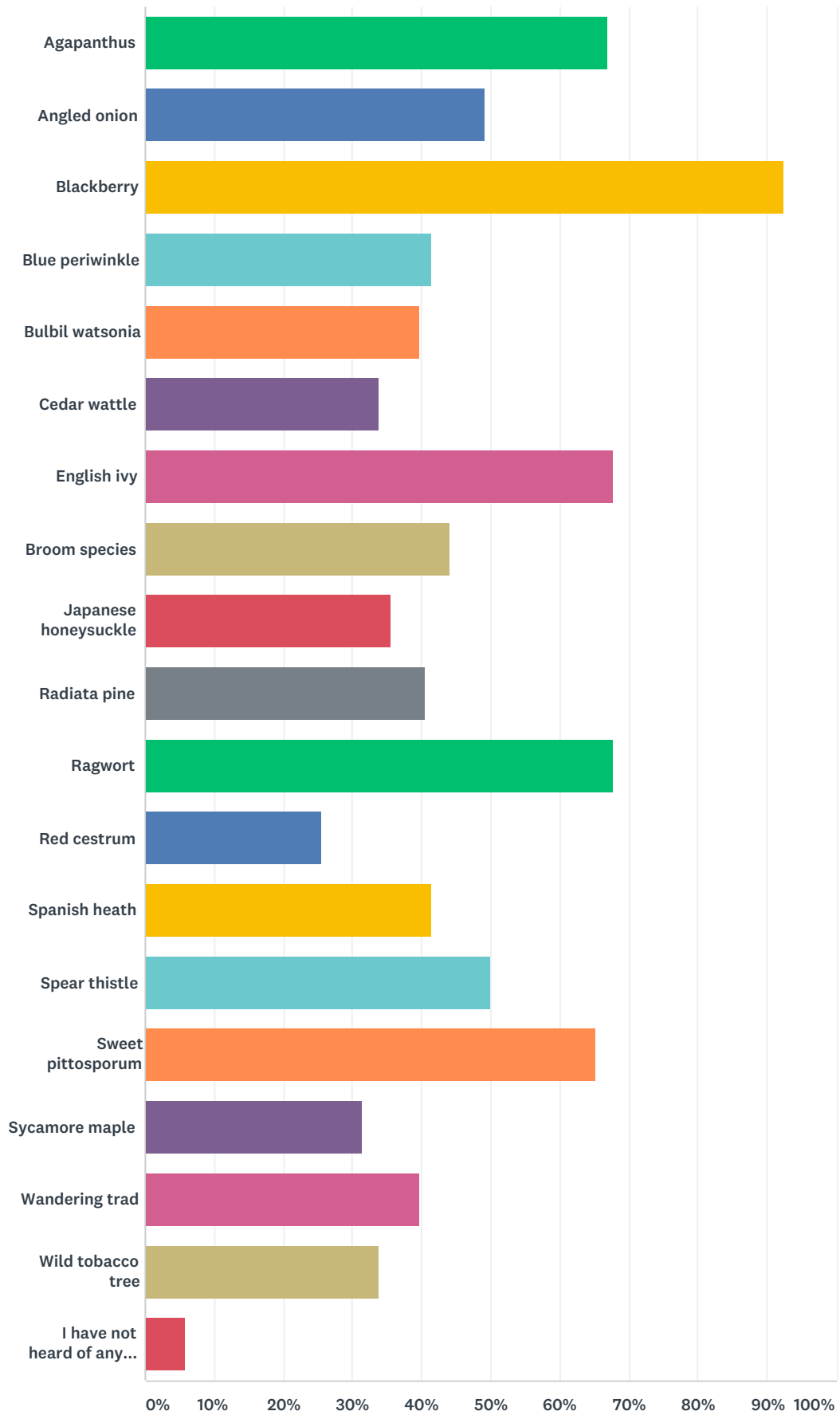


ANSWER CHOICES	RESPONSES	
Yes	84.03%	100
No	15.97%	19
TOTAL		119

**Q13 Which weeds species do you consider to be a threat in Cardinia Shire?**

Answered: 118 Skipped: 4

# Biodiversity and weed questionnaire



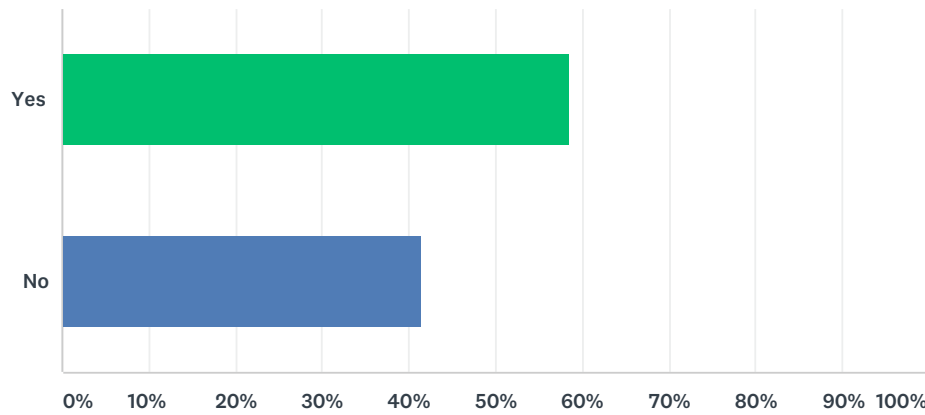


## Biodiversity and weed questionnaire

Agapanthus	66.95%	79
Angled onion	49.15%	58
Blackberry	92.37%	109
Blue periwinkle	41.53%	49
Bulbil watsonia	39.83%	47
Cedar wattle	33.90%	40
English ivy	67.80%	80
Broom species	44.07%	52
Japanese honeysuckle	35.59%	42
Radiata pine	40.68%	48
Ragwort	67.80%	80
Red cestrum	25.42%	30
Spanish heath	41.53%	49
Spear thistle	50.00%	59
Sweet pittosporum	65.25%	77
Sycamore maple	31.36%	37
Wandering trad	39.83%	47
Wild tobacco tree	33.90%	40
I have not heard of any of these weeds	5.93%	7
Total Respondents: 118		

### Q14 Are you aware of your legal responsibilities for weed control on your property, including Council’s Local Law 17?

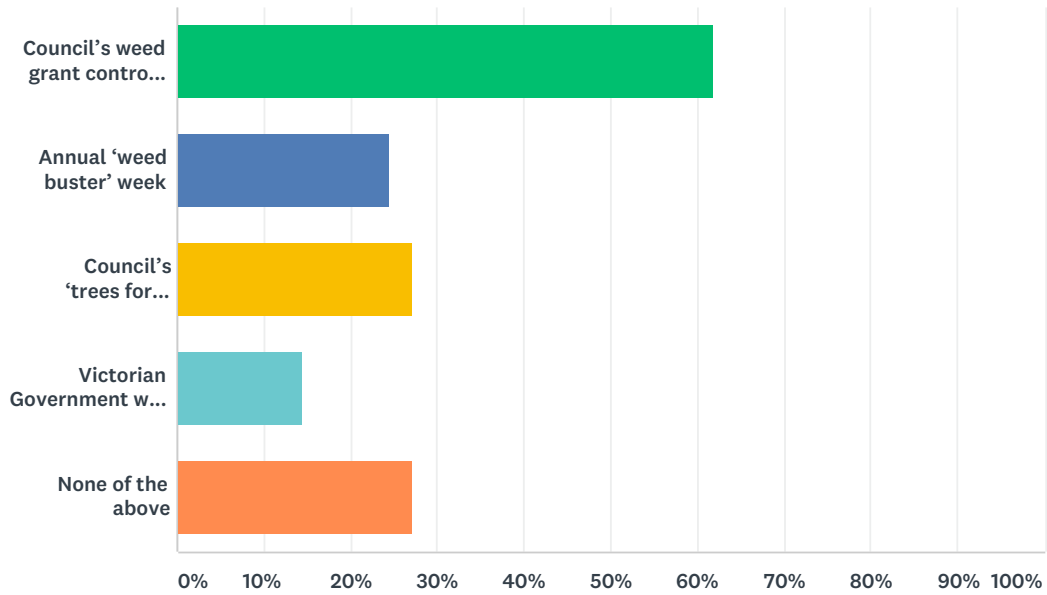
Answered: 118 Skipped: 4



ANSWER CHOICES	RESPONSES	
Yes	58.47%	69
No	41.53%	49
TOTAL		118

## Q15 Which of the following weed programs have you heard of?

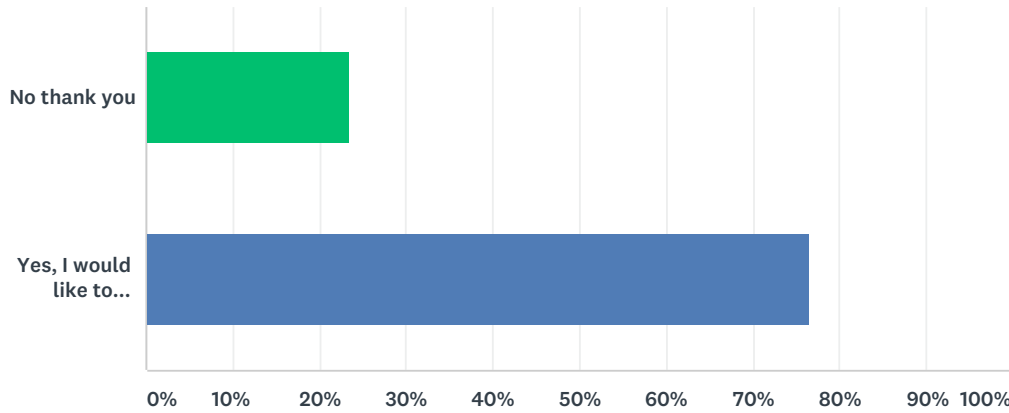
Answered: 118 Skipped: 4



ANSWER CHOICES	RESPONSES	
Council's weed grant control program	61.86%	73
Annual 'weed buster' week	24.58%	29
Council's 'trees for weeds swap' event	27.12%	32
Victorian Government weed spotter program	14.41%	17
None of the above	27.12%	32
Total Respondents: 118		

## Q16 Would you like to know more about Council's environmental programs?

Answered: 115 Skipped: 7



ANSWER CHOICES	RESPONSES	
No thank you	23.48%	27
Yes, I would like to subscribe to Council's e-newsletter Down to Earth	76.52%	88
TOTAL		115

Biodiversity and weed questionnaire

**Q17 If you would like to enter the draw to win a \$100 Bunnings voucher, please enter your contact details below.**

Answered: 91 Skipped: 31

ANSWER CHOICES	RESPONSES	
Name	100.00%	91
Company	0.00%	0
Address	0.00%	0
Address 2	0.00%	0
City/Town	0.00%	0
State/Province	0.00%	0
ZIP/Postal Code	0.00%	0
Country	0.00%	0
Email Address	0.00%	0
Phone Number	100.00%	91